

Wire-wound Chip Power Inductors (BR series)[BRFL]

BRFL2518T1R0M



■ Features

- Item Summary
1.0uH±20%, 1.2A, 1007/2518 (EIA/JIS)
- Lifecycle Stage
Mass Production
- Standard packaging quantity (minimum)
Taping Embossed 3000pcs

■ Products characteristics table

Inductance	1.0 uH ± 20 %
Case Size (EIA/JIS)	1007/2518
Rated Current (max)	1.2 A
Saturation Current (max)	1.2 A
Temperature Rise Current (max)	1.2 A
DC Resistance (max)	117 mΩ
DC Resistance (typ)	90 mΩ
LQ Measuring Frequency	1 MHz
Self Resonant Frequency (min)	130 MHz
Operating Temp. Range	-40 to +105 °C (Including-self-generated heat)
Temperature characteristic (Inductance change)	± 15 %
RoHS2 Compliance (10 subst.)	Yes
REACH Compliance (173 subst.)	Yes
Halogen Free	Yes
Soldering	Reflow

■ External Dimensions

Dimension L	2.5 ±0.2 mm
Dimension W	1.8 ±0.2 mm
Dimension T	Max 1.0 mm
Dimension e	0.5 ±0.2 mm

2017.05.03

The data is reference only. Electrical characteristics vary depending on environment or measurement condition.
 TAIYO YUDEN reserves the right to make change to the Date at any time without notice.
 Before making final selection, please check product specification.

Wire-wound Chip Power Inductors (BR series)

BRFL2518T1R0M

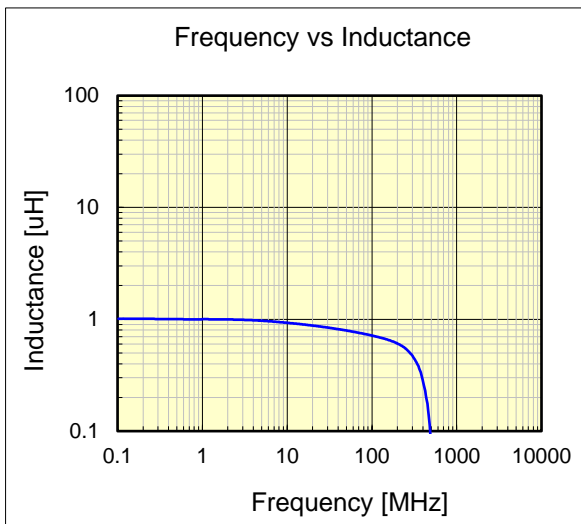
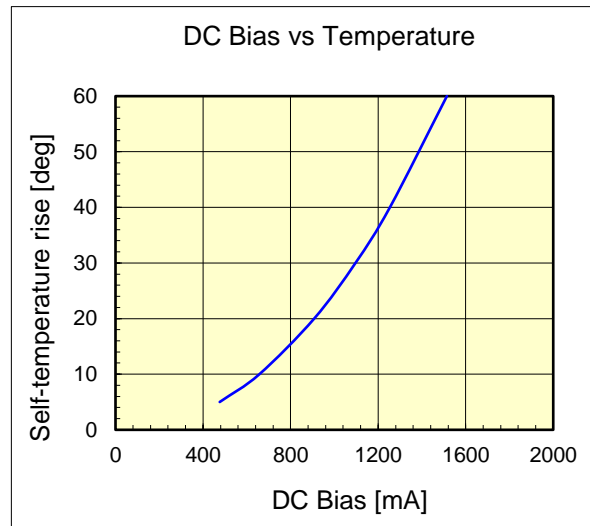
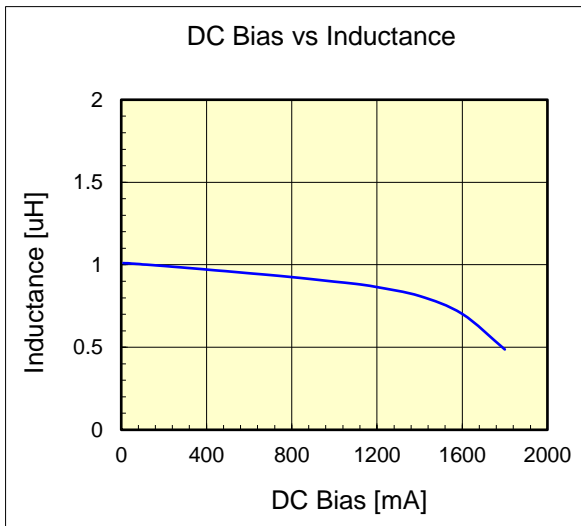


Dimension	unit : mm	unit : inch
Length :	2.5 +/- 0.2	(0.098 +/- 0.008)
Width :	1.8 +/- 0.2	(0.071 +/- 0.008)
Height :	1.0 max.	(0.039 max.)

Inductance :	1.0	uH	(test freq at 1MHz)
DC Resistance :	0.09 / 0.117	ohm	(typ / max)
Saturation Current :	1,200	mA	
Temp. rise Current :	1,200	mA	

Saturation current typical : 30% reduction from initial L value.

Temp rise Current typical : Temperature will rise by 40 deg C



The data is reference only. Electrical characteristics vary depending on environment or measurement condition. TAIYO YUDEN reserves the right to make change to the data at any time without notice. Before making final selection, please check product specification.