


Potential distributors - CBB TM 08 2X4RC P-PT - 2801482

Please be informed that the data shown in this PDF Document is generated from our Online Catalog. Please find the complete data in the user's documentation. Our General Terms of Use for Downloads are valid (<http://phoenixcontact.com/download>)



Device circuit breaker boards for eight CB TM1... thermomagnetic circuit breakers with group remote signaling, central supply, and potential distribution for up to five loads per channel.



Key commercial data

Packing unit	1 pc
Weight per Piece (excluding packing)	580.0 GRM
Custom tariff number	85340090
Country of origin	Germany

Technical data

General

Inflammability class according to UL 94	V0
Mounting type	DIN rail: 35 mm
Number of positions	8
Surge voltage category	II
Pollution degree	2
Type	DIN rail module, two-section, divisible

Electrical data

Rated voltage main circuit	24 V DC
Rated current main circuit	60 A DC (total)
	12 A DC (per channel)
Rated voltage remote indication circuit	24 V DC
Rated current remote indication circuit	1 A DC
Rated insulation voltage U_i	50 V DC
Rated surge voltage	0.5 kV
Short circuit stability	600 A (conditional according to DIN EN 50178)

Potential distributors - CBB TM 08 2X4RC P-PT - 2801482

Technical data

Electrical data

Power dissipation	4.9 W (with even load on outputs with In)
Insertion/withdrawal cycles	50

Dimensions

Height	127.8 mm
Width	185.5 mm
Depth	70.8 mm

Ambient conditions

Ambient temperature (operation)	-30 °C ... 60 °C (At In 60 A)
Ambient temperature (storage/transport)	-30 °C ... 80 °C
Degree of protection	IP20 (Terminal blocks and fuse holders)
	IP00 (PCB)

Standards and Regulations

Standards/specifications	DIN EN 50178 1997
--------------------------	-------------------

Connection data

Connection name	Supply X21
Connection method	Push-in connection
Stripping length	18 mm
Conductor cross section stranded min.	0.75 mm ²
Conductor cross section stranded max.	16 mm ²
Conductor cross section solid min.	0.75 mm ²
Conductor cross section solid max.	16 mm ²
Conductor cross section AWG/kcmil min.	20
Conductor cross section AWG/kcmil max	4
Connection name	Outputs X1 ... X8
Connection method	Push-in connection
Stripping length	10 mm
Conductor cross section stranded min.	0.2 mm ²
Conductor cross section stranded max.	2.5 mm ²
Conductor cross section solid min.	0.2 mm ²
Conductor cross section solid max.	2.5 mm ²
Conductor cross section AWG/kcmil min.	24
Conductor cross section AWG/kcmil max	12
Connection name	Remote signaling X31
Connection method	Push-in connection
Stripping length	10 mm

Potential distributors - CBB TM 08 2X4RC P-PT - 2801482

Technical data

Connection data

Conductor cross section stranded min.	0.2 mm ²
Conductor cross section stranded max.	2.5 mm ²
Conductor cross section solid min.	0.2 mm ²
Conductor cross section solid max.	2.5 mm ²
Conductor cross section AWG/kcmil min.	24
Conductor cross section AWG/kcmil max	12

Classifications

eCl@ss

eCl@ss 4.0	27141116
eCl@ss 4.1	27141116
eCl@ss 5.0	27141116
eCl@ss 5.1	27141116
eCl@ss 6.0	27141116
eCl@ss 7.0	27141116
eCl@ss 8.0	27141116

ETIM

ETIM 3.0	EC000899
ETIM 4.0	EC002498
ETIM 5.0	EC002498

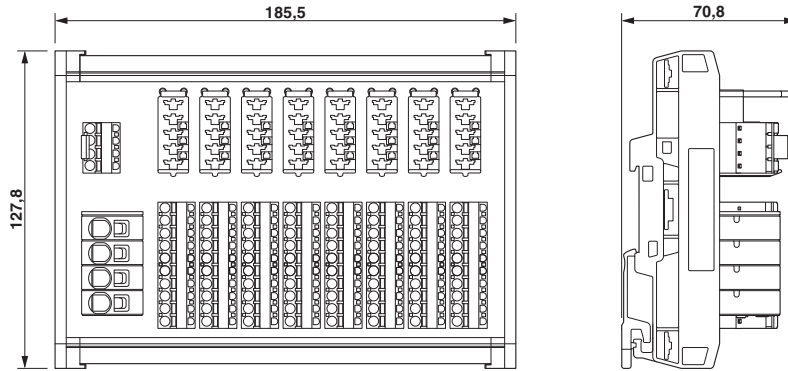
UNSPSC

UNSPSC 6.01	30211812
UNSPSC 7.0901	39121411
UNSPSC 11	39121411
UNSPSC 12.01	39121411
UNSPSC 13.2	39121411

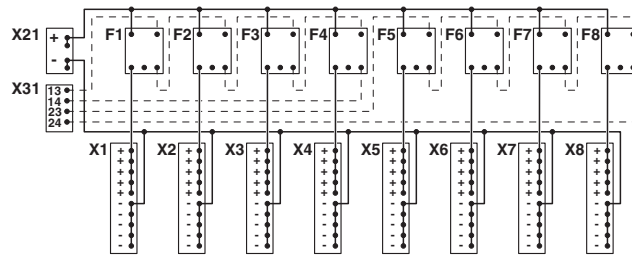
Drawings

Potential distributors - CBB TM 08 2X4RC P-PT - 2801482

Dimensioned drawing



Circuit diagram



Potential distributors - CBB TM 08 2X4RC P-PT - 2801482

Application drawing

