

CWDM3011P
SURFACE MOUNT SILICON
P-CHANNEL
ENHANCEMENT-MODE
MOSFET



SOIC-8 CASE



www.centrasemi.com

DESCRIPTION:

The CENTRAL SEMICONDUCTOR CWDM3011P is a high current silicon P-Channel enhancement-mode MOSFET designed for high speed pulsed amplifier and driver applications. This MOSFET has high current capability with beneficially low $r_{DS(ON)}$, and low gate charge.

MARKING CODE: C3011P

APPLICATIONS:

- Load/Power switches
- DC-DC converter circuits
- Power management

MAXIMUM RATINGS: ($T_A=25^\circ\text{C}$)

Drain-Source Voltage
Gate-Source Voltage
Continuous Drain Current (Steady State)
Maximum Pulsed Drain Current, $t_p=10\mu\text{s}$
Power Dissipation
Operating and Storage Junction Temperature
Thermal Resistance

FEATURES:

- Low $r_{DS(ON)}$
- High current
- Low gate charge

SYMBOL		UNITS
V_{DS}	30	V
V_{GS}	20	V
I_D	11	A
I_{DM}	50	A
P_D	2.5	W
T_J, T_{stg}	-55 to +150	$^\circ\text{C}$
θ_{JA}	50	$^\circ\text{C/W}$

ELECTRICAL CHARACTERISTICS: ($T_A=25^\circ\text{C}$ unless otherwise noted)

SYMBOL	TEST CONDITIONS	MIN	TYP	MAX	UNITS
I_{GSSF}, I_{GSSR}	$V_{GS}=20\text{V}, V_{DS}=0$			100	nA
I_{DSS}	$V_{DS}=30\text{V}, V_{GS}=0$			1.0	μA
BV_{DSS}	$V_{GS}=0, I_D=250\mu\text{A}$	30			V
$V_{GS(th)}$	$V_{GS}=V_{DS}, I_D=250\mu\text{A}$	1.0	1.4	3.0	V
V_{SD}	$V_{GS}=0, I_S=2.6\text{A}$			1.3	V
$r_{DS(ON)}$	$V_{GS}=10\text{V}, I_D=11\text{A}$		12	20	$\text{m}\Omega$
$r_{DS(ON)}$	$V_{GS}=4.5\text{V}, I_D=8.5\text{A}$		15	30	$\text{m}\Omega$
C_{rss}	$V_{DS}=8.0\text{V}, V_{GS}=0, f=1.0\text{MHz}$		450		pF
C_{iss}	$V_{DS}=8.0\text{V}, V_{GS}=0, f=1.0\text{MHz}$		3100		pF
C_{oss}	$V_{DS}=8.0\text{V}, V_{GS}=0, f=1.0\text{MHz}$		320		pF
$Q_{g(tot)}$	$V_{DD}=15\text{V}, V_{GS}=10\text{V}, I_D=11\text{A}$		80		nC
Q_{gs}	$V_{DD}=15\text{V}, V_{GS}=10\text{V}, I_D=11\text{A}$		7.0		nC
Q_{gd}	$V_{DD}=15\text{V}, V_{GS}=10\text{V}, I_D=11\text{A}$		10.1		nC
t_{on}	$V_{DD}=15\text{V}, V_{GS}=10\text{V}, I_D=1.0\text{A}$		49		ns
t_{off}	$R_G=6.0\Omega, R_L=15\Omega$		330		ns

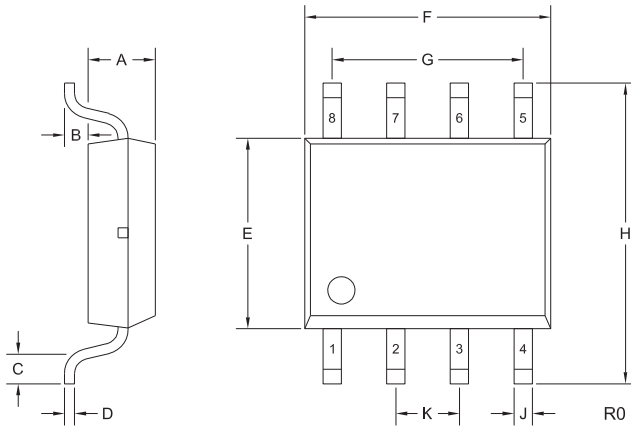
R1 (6-August 2013)

CWDM3011P

**SURFACE MOUNT SILICON
P-CHANNEL
ENHANCEMENT-MODE
MOSFET**



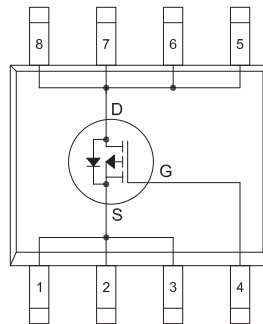
SOIC-8 CASE - MECHANICAL OUTLINE



SYMBOL	INCHES		MILLIMETERS	
	MIN	MAX	MIN	MAX
A	0.049	0.057	1.24	1.44
B	0.000	0.011	0.00	0.27
C	0.018	-	0.46	-
D	0.006	0.011	0.16	0.27
E	0.145	0.154	3.70	3.90
F	0.189	0.198	4.81	5.01
G	0.150		3.81	
H	0.231	0.244	5.88	6.18
J	0.013	0.021	0.35	0.52
K	0.050		1.27	

SOIC-8 (REV: R0)

PIN CONFIGURATION



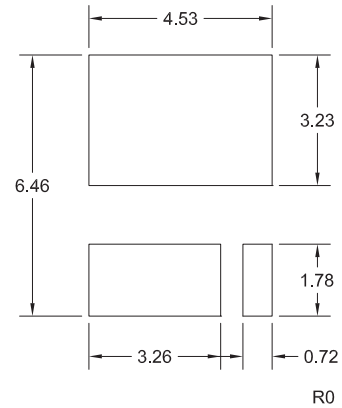
LEAD CODE:

- 1) Source 5) Drain
- 2) Source 6) Drain
- 3) Source 7) Drain
- 4) Gate 8) Drain

MARKING CODE: C3011P

SUGGESTED MOUNTING PADS

(Dimensions in mm)



R0

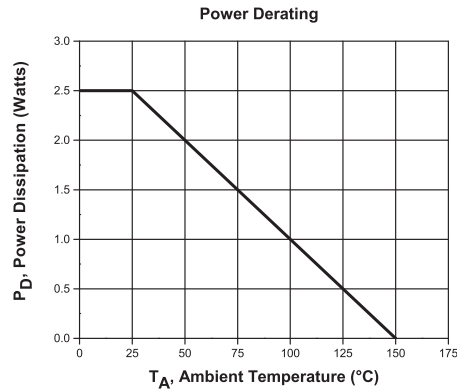
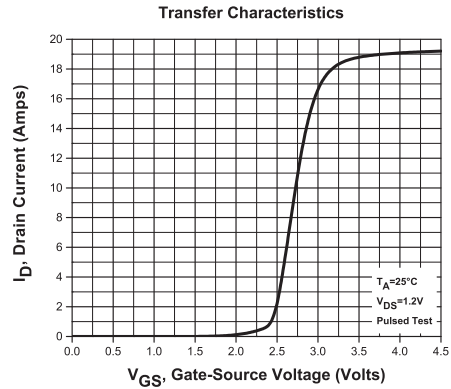
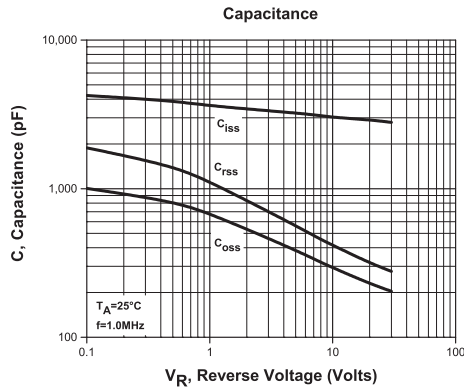
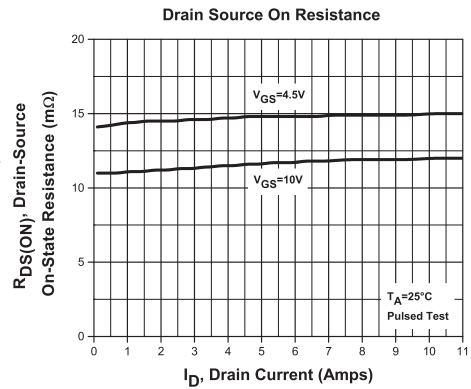
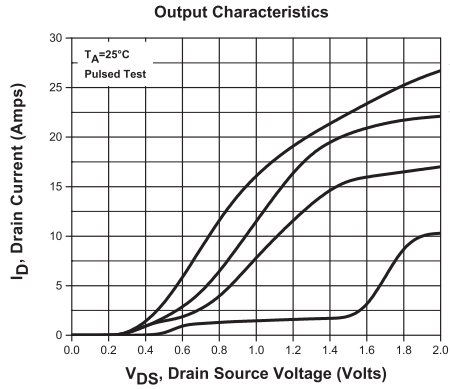
R1 (6-August 2013)

CWDM3011P

SURFACE MOUNT SILICON
P-CHANNEL
ENHANCEMENT-MODE
MOSFET



TYPICAL ELECTRICAL CHARACTERISTICS



R1 (6-August 2013)

OUTSTANDING SUPPORT AND SUPERIOR SERVICES



PRODUCT SUPPORT

Central's operations team provides the highest level of support to insure product is delivered on-time.

- Supply management (Customer portals)
- Inventory bonding
- Consolidated shipping options
- Custom bar coding for shipments
- Custom product packing

DESIGNER SUPPORT/SERVICES

Central's applications engineering team is ready to discuss your design challenges. Just ask.

- Free quick ship samples (2nd day air)
- Online technical data and parametric search
- SPICE models
- Custom electrical curves
- Environmental regulation compliance
- Customer specific screening
- Up-screening capabilities
- Special wafer diffusions
- PbSn plating options
- Package details
- Application notes
- Application and design sample kits
- Custom product and package development

CONTACT US

Corporate Headquarters & Customer Support Team

Central Semiconductor Corp.
145 Adams Avenue
Hauppauge, NY 11788 USA
Main Tel: (631) 435-1110
Main Fax: (631) 435-1824
Support Team Fax: (631) 435-3388
www.centalsemi.com

Worldwide Field Representatives:
www.centalsemi.com/wwreps

Worldwide Distributors:
www.centalsemi.com/wwdistributors

For the latest version of Central Semiconductor's **LIMITATIONS AND DAMAGES DISCLAIMER**, which is part of Central's Standard Terms and Conditions of sale, visit: www.centalsemi.com/terms