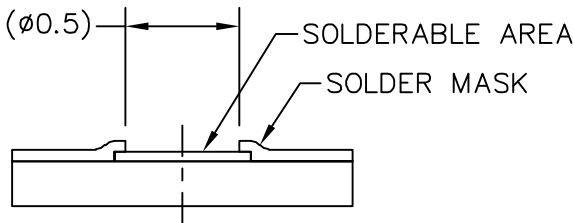
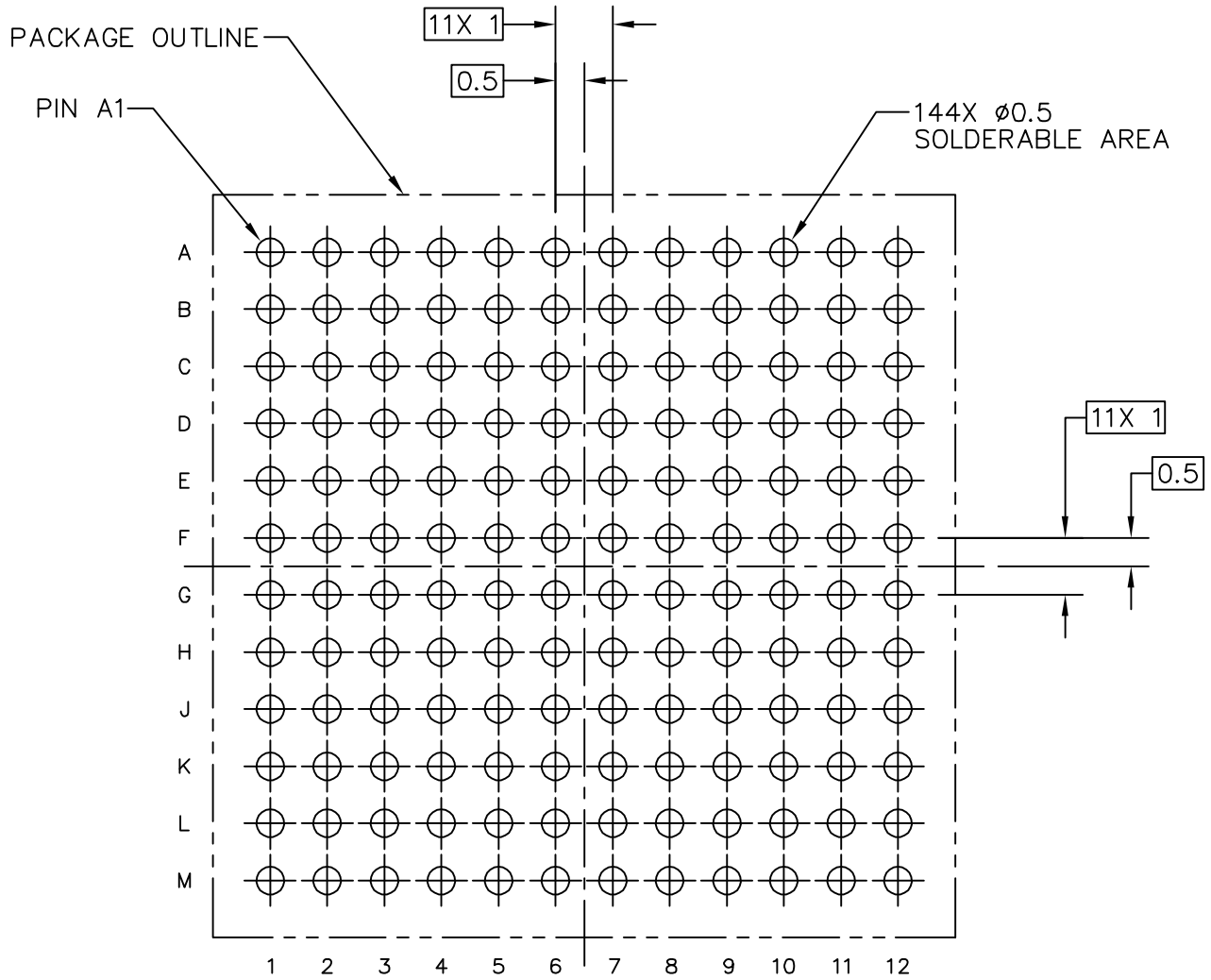


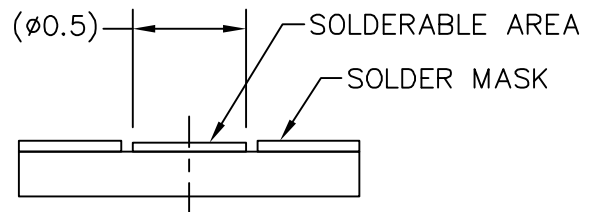
BOTTOM VIEW

SIDE VIEW

© NXP SEMICONDUCTORS N.V. ALL RIGHTS RESERVED	MECHANICAL OUTLINE	PRINT VERSION NOT TO SCALE
TITLE: PBGA, LOW PROFILE, 144 I/O, 13 X 13 PKG, 1 MM PITCH (MAP)	DOCUMENT NO: 98ASA00222D	REV: B
	STANDARD: NON-JEDEC	
	SOT1535-1	06 JAN 2016



PCB SMD PAD CONFIGURATION

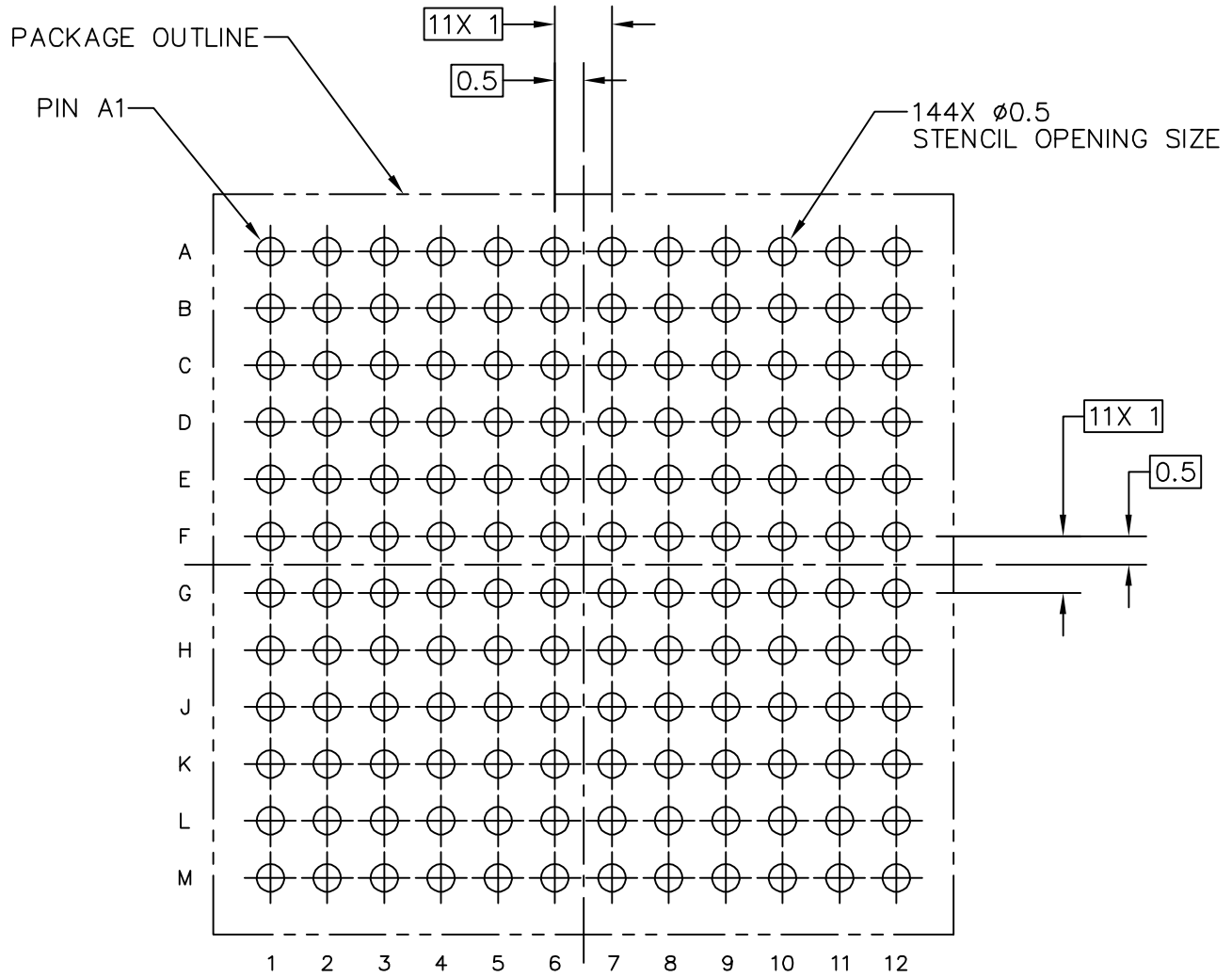


PCB NSMD PAD CONFIGURATION

PCB Cu GUIDELINES – SOLDERABLE AREAS

THIS SHEET SERVES ONLY AS A GUIDELINE TO HELP DEVELOP A USER SPECIFIC SOLUTION. SHOWN IS AN EXAMPLE OF THE SOLDERABLE AREA, IT IS UP TO THE USER TO DETERMINE IF THE PCB PADS WILL BE SOLDER MASK DEFINED OR NON-SOLDER MASK DEFINED. DEVELOPMENT EFFORT WILL STILL BE REQUIRED BY END USERS TO OPTIMIZE PCB MOUNTING PROCESSES AND BOARD DESIGN IN ORDER TO MEET INDIVIDUAL / SPECIFIC REQUIREMENTS.

© NXP SEMICONDUCTORS N.V. ALL RIGHTS RESERVED	MECHANICAL OUTLINE	PRINT VERSION NOT TO SCALE	
TITLE: PBGA, LOW PROFILE, 144 I/O, 13 X 13 PKG, 1 MM PITCH (MAP)		DOCUMENT NO: 98ASA00222D	REV: B
		STANDARD: NON-JEDEC	
		SOT1535-1	06 JAN 2016



SOLDER PASTE STENCIL DESIGN GUIDELINES

THIS SHEET SERVES ONLY AS A GUIDELINE TO HELP DEVELOP A USER SPECIFIC SOLUTION. DEVELOPMENT EFFORT WILL STILL BE REQUIRED BY END USERS TO OPTIMIZE PCB MOUNTING PROCESSES AND BOARD DESIGN IN ORDER TO MEET INDIVIDUAL / SPECIFIC REQUIREMENTS.

© NXP SEMICONDUCTORS N.V. ALL RIGHTS RESERVED	MECHANICAL OUTLINE	PRINT VERSION NOT TO SCALE	
TITLE: PBGA, LOW PROFILE, 144 I/O, 13 X 13 PKG, 1 MM PITCH (MAP)		DOCUMENT NO: 98ASA00222D	REV: B
		STANDARD: NON-JEDEC	
		SOT1535-1	06 JAN 2016



NOTES:

1. ALL DIMENSIONS IN MILLIMETERS.

2. DIMENSIONING AND TOLERANCING PER ASME Y14.5M-1994.

3. MAXIMUM SOLDER BALL DIAMETER MEASURED PARALLEL TO DATUM A.

4. DATUM A, THE SEATING PLANE, IS DETERMINED BY THE SPHERICAL CROWNS OF THE SOLDER BALLS.

5. PARALLELISM MEASUREMENT SHALL EXCLUDE ANY EFFECT OF MARK ON TOP SURFACE OF PACKAGE.

© NXP SEMICONDUCTORS N.V. ALL RIGHTS RESERVED	MECHANICAL OUTLINE	PRINT VERSION NOT TO SCALE	
TITLE: PBGA, LOW PROFILE, 144 I/O, 13 X 13 PKG, 1 MM PITCH (MAP)		DOCUMENT NO: 98ASA00222D	REV: B
		STANDARD: NON-JEDEC	
		SOT1535-1	06 JAN 2016